

CT-1 / CTD-1

Earth Leakage Protection & Measurement for Low Voltage

FOR EARTH LEAKAGE RELAYS

- To be used with ELR-B, ELR-3C, D30, DM30 and DR30 relays.
- The transformer and relay assembly sensitivity is fixed by the relay.
- The toroidal transformer CTD-1/28 is specifically designed for DIN rail mounting.

Characteristics	CT-1
Thermoplastic material	UL 94-V0
Operating frequency	47-63 Hz
Insulation	2,5 Kv 50 Hz, 1 min
Protection degree	IP 20
Continuous overload	1000A
Thermal overload	40 kA (1sec)
Operating temperature	De 0 a + 50 °C, U.R./R.H <90% n.c.
Storage temperature	De -20 a +70 °C
Connections	Screw, Max 1,5 mm2

CE

CT-1



CT-1/35...210



CT-1/300
CT-1/350



CT-1/400



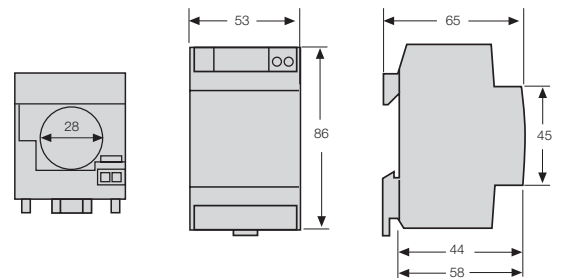
CTD-1/28

DIMENSIONS (mm) AND WEIGHT (KG.)

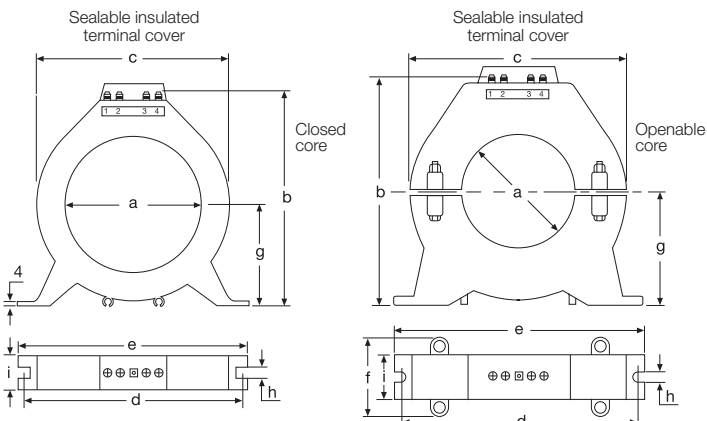
Type	Code	Core	a	b	c	d	e	f	g	h	i	Weight
CT-1/35	41060	Closed	35	88	73	92	100	-	40	6	28	0,2
CT-1/60	41065	Closed	60	112	98	116	125	-	55	6	28	0,3
CT-1/80	41070	Closed	80	132	118	136	146	-	65	6	28	0,5
CT-1/110	41075	Closed	110	158	148	166	178	-	78	6	28	0,5
CT-1/160	41080	Closed	160	265	255	265	275	-	130	8,5	45	1,4
CT-1/210	41085	Closed	210	315	305	310	325	-	155	8,5	45	1,5
CT-1/300	41088	Closed	300	385	364	-	-	-	187	-	51+10	4,4
CT-1/350	41090	Closed	350	445	434	-	-	-	217	-	41+10	4,8
CT-1/400	41092	Closed	270	410	475	463	28	170	351	66	-	8,3
CTA-1/60	41066	Open	60	125	116	13	140	45	60	8,5	34	0,3
CTA-1/110	41076	Open	110	215	205	220	235	70	105	8,5	40	0,5
CTA-1/160	41081	Open	160	265	255	265	275	75	130	8,5	45	1,4
CTA-1/210	41086	Open	210	315	305	310	325	75	155	8,5	45	1,5

Type	Code	Inner Ø	Weight (kg)
CTD-1/28	41055	28 mm	0,2

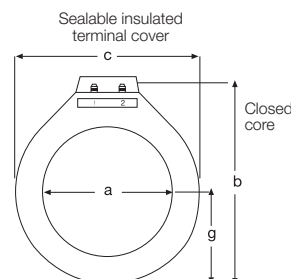
CTD-1/28



CT-1/35...210



CT-1/300
CT-1/350



CT-1/400

