


Current Limiting & Filtering

CURRENT LIMITANT INPUT REACTOR

- **Nominal Current:** 250 A
- **Input voltage:** 480 V (Up to 690V)
- **Inductance:** 0.095mH
- **Linearity without saturation until:** $1.5 \times I_n$
- **Maximum thermal overload:** $1.3 \times I_n$
- **Frequency:** 50 or 60 Hz
- **Thermal Class:** F (140 °C) / $T_a = 40^\circ\text{C}$
- **Protection against indirect contacts**
- **Connections by terminals**
- **Winding Class H (200°C) and Isolating Class F (140°), Voltage Test 3KV against mass**

Three phase reactor to absorb line spikes, switching voltage dips, to eliminate harmonics or decrease the di/dt that semiconductors are affected. Ripple decrease at switching frequency and its main harmonics. Continuous service and inner installation.

CLR




CE

Model	Code
CLR 250A INPUT REACTOR	41735

STANDARDS

IEC 60289
IEC 60076
IEC 60726
Directives 2006/95/CEE

DIMENSIONS (mm)



Dimensions mm	
A	240
B	210
C	230
d	185
e	85

Voltage transformation for Low Voltage

POTENTIAL TRANSFORMER

Transformer designed in double cell, encapsulated in poliuretane.

- **Dielectrical strength** 3000Vac 50Hz between primary and secondary.
- **Input voltage:** 480V $\pm 5\%$.
- **Output voltage:** 120V.
- **Burden:** 50VA Max.
- **Weight:** 1,2kg.
- **Possibility of soldering over PCB.**
- **Accuracy class:** 1.

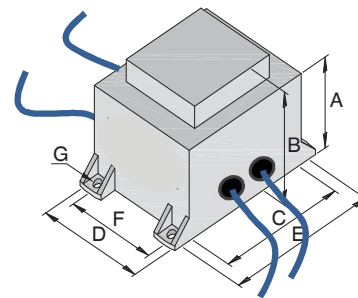
PT



CE

Model	Code
PT 50VA 480/120	41460

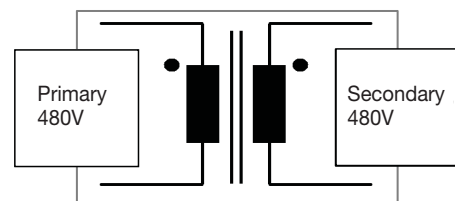
DIMENSIONS (mm)



Dimensions mm	
A	52
B	65
C	81
D	68
E	91
F	57
G	4,5

Cables
Length: 150 mm minimum
Section: 0,75 mm maximum

ELECTRIC SCHEME



MARKING

